

ProCure21+

Mental Health Repeatable Rooms and Standardised Components

NATIONAL ROLLOUT



I would like to see these good designs in use at local level, saving every Trust money that can be put into frontline patient care.

Doctor Dan Poulter, MP

Parliamentary Under-Secretary of
State for Health

- Robust way of **adding extra value** whilst reducing costs on capital schemes
- Practical application of **evidence-based designs** to improve patient outcomes
- Significant **cost reductions** and **time-savings** for all parties in consultation and design development process
- Three **repeatable room arrangements**, with options for furniture configuration, and a range of **standardised components**
- **Free of charge** to the NHS when using the ProCure21+ framework
- Design arrangements and all supporting documentation **freely available** via ProCure21+ StandardShare

Functional bedroom

with inboard en-suite shower room

(four furniture arrangements)

The **Repeatable Rooms and Standardised Components initiative** is a step-change in approach that will enable ProCure21+ to deliver and even exceed the 14% savings required by the Government Construction Strategy. A thorough planning and design stage has brought together stakeholders and experts from across the NHS, professional bodies and the supply chains to produce a series of Primary, Acute and now Mental Health repeatable rooms and standardised components.

At a National Seminar held in April 2013, 95% of NHS Trusts attending voted in favour of a move towards standardisation of rooms and components.



The Functional bedroom with inboard en-suite shower room is available in four arrangements to suit local choice, in relation to fixed furniture design and placement, each still using identical internal partition arrangements, standardised components and assemblies whilst being HBN 03-01 compliant.

Furniture Configuration

Type 1 (main picture) Bed located directly opposite entry door, a rectangular wardrobe with up-stand shelves and a separate shelving unit

Furniture Configuration

Type 2 as Configuration Type 1 but with corner wardrobe and triangular shelving option

Furniture Configuration





Type 3 as Configuration Type 2 but with a different bed position, behind the en-suite to provide a greater sense of defensible space and avoid the focus on the entry door, whilst maintaining good sightlines from the door vision panel

Furniture Configuration

Type 4 as Configuration Type 3 but with rectangular wardrobe with up-stand shelves and a separate shelving unit

All arrangements provide:

- 5 zones i.e. entry, sleep/rest, work/play, storage, en-suite
- entry threshold zone with wall mounted 'hall stand'
- observation from door vision panel
- Choice of bed position against one wall and peninsular, to suit local service preferences
- Flexible furniture configurations
- Notice/art board
- Excellent day-light penetration
- Natural ventilation
- Choice of floor coverings within the bedroom
- Opportunity for personalisation
- Window seat option



The en-suite shower room is common to all Functional bedrooms and provides:

- Hotel quality feel
- En-suite area 3.1sqm
- Full width semi-vanity shelf
- Full width mirror
- Storage pockets for toiletries
- Anti-ligature towel hook
- Wet room
- Generous shower area
- Concealed services, accessed via shared service duct in corridor

UP TO 5% COST REDUCTION

commercial benefits at room level compared with HBN model

Organic bedroom

with inboard en-suite shower room (four furniture arrangements)

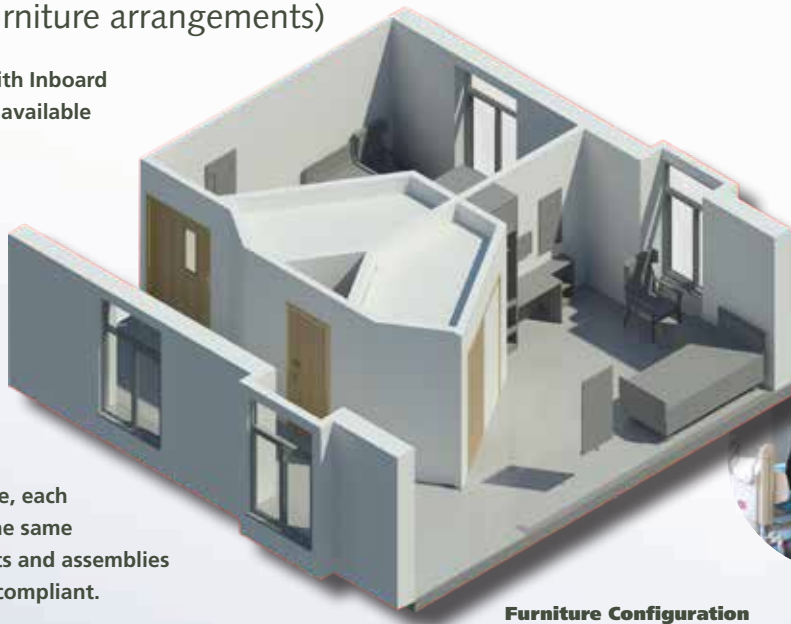
The Organic bedroom with Inboard en-suite shower room is available in four arrangements to suit local choice, in relation to fixed furniture design and placement. Similar to the Functional bedroom but capable of taking a nursing bed and with a larger en-suite (3.8sqm) for providing semi-ambulant assistance, each arrangement still uses the same standardised components and assemblies whilst being HBN 03-01 compliant.

All arrangements provide:

- 5 zones i.e. entry, sleep/rest, work/play, storage, en-suite
- Oversized single leaf entrance door, suitable for movement of nursing bed
- En-suite sized for semi-ambulant assistance, if necessary
- Observation from door vision panel
- Sight line from bed to WC and WC to bed
- Provision of nursing bed and high-back chair
- Choice of bed position against one wall and peninsular, to suit local service preferences
- Flexible furniture configurations
- Notice/art board
- Excellent day-light penetration
- Natural ventilation
- Opportunity for personalisation
- Bay window option

The en-suite shower room is common to all Organic bedrooms and provides:

- Hotel quality feel
- En-suite area 3.8sqm to allow semi-ambulant assistance
- Full width semi-vanity shelf
- Full width mirror
- Storage pockets for toiletries
- Anti-ligature towel hook
- Wet room
- Generous shower area
- Concealed services, accessed via shared service duct in corridor



Furniture Configuration

Type 1 (main picture) Bed located directly opposite entry door, a rectangular wardrobe with up-stand shelves and a separate shelving unit

Furniture Configuration



Type 2 as Configuration Type 1 but with tall-boy wardrobe

Furniture Configuration

Type 3 as Configuration Type 2 but with a different bed position behind the en-suite to provide a greater sense of defensible space and avoid the focus on the entry door, whilst maintaining good sight lines from door vision panel

Furniture Configuration

Type 4 as Configuration Type 3 but with rectangular wardrobe with up-stand shelves



The Repeatable Rooms and Standardised Components

development process to date has been inclusive and thorough. Following roll-out of the Acute Bedrooms and Consult/Exam rooms

last year, the

Principal Supply Chain Partners (PSCPs) began development of the Mental Health Bedrooms. A

literature review was

carried out, and an evidence matrix was drawn up in collaboration with the Medical Architecture Research Unit (MARU) at London South Bank University.

Due to the paucity of relevant research, questionnaires were completed in focus groups of clinical staff from a number of Trusts, and in parallel, exemplar designs from current and previous schemes were collated for assessment against the evidence matrix. This enabled a core team of health planners, architects, design managers, constructors and cost managers to create a set of initial designs, which were subjected to scrutiny and amendment by a service user focus groups and expert review panels with clinical and professional representatives.

Following this, amended designs

were mocked-up and tested to determine 'real-world' usability, before a final technical review. These repeatable bedrooms are now being rolled out during March 2015 with BIM files containing 2D and 3D information, and data on product performance, maintenance and costs.



**UP TO 5%
COST REDUCTION**

commercial benefits at room level
compared with HBN model

Organic bedroom

with nested en-suite shower room

(two furniture arrangements)

The Organic bedroom with Nested en-suite shower room is available in two arrangements to suit local choice, in relation to fixed furniture design and placement. As for the Organic Inboard bedroom, capable of taking a nursing bed and with a larger en-suite (3.8sqm) for providing semi-ambulant assistance, each arrangement still uses the same standardised components and assemblies whilst being HBN 03-01 compliant.

All arrangements provide:

- 5 zones i.e. entry, sleep/rest, work/play, storage, en-suite
- Oversized single leaf entrance door, suitable for movement of nursing bed
- En-suite sized for semi-ambulant assistance, if necessary
- Observation from door vision panel
- Sight line from bed to WC and WC to bed
- Provision of nursing bed and high-back chair
- Choice of bed position against one wall and peninsular, to suit local service preferences
- Flexible furniture configurations
- Notice/art board
- Excellent day-light penetration
- Natural ventilation
- Opportunity for personalisation
- Bay window option



UP TO 5% COST REDUCTION
commercial benefits at room level compared with HBN model



Furniture Configuration

Type 1 (main picture) Bed located directly opposite entry door, a rectangular wardrobe with up-stand shelves and a separate shelving unit

Furniture Configuration

Type 2 as Configuration Type 1 but with tall-boy wardrobe

more information

For more information on the Cost Reduction Programme and Repeatable Rooms and Standardised Components, please contact the ProCure21+ Helpdesk at the Department of Health on p21helpdesk@dh.gsi.gov.uk.

Details of all repeatable rooms and standardised components can be found on the new ProCure21+ portal, StandardShare. Visit www.procure21plus.nhs.uk/club to access StandardShare.



The en-suite shower room is common to all Organic bedrooms and provides:

- Hotel quality feel
- En-suite area 3.1sqm
- Full width semi-vanity shelf
- Full width mirror
- Storage pockets for toiletries
- Anti-ligature towel hook
- Wet room
- Generous shower area
- Concealed services, accessed via shared service duct in corridor

Standardised components

A range of standardised components is currently available, and more are being developed through the Cost Reduction Programme. They complement and support the repeatable room designs, but are not mandatory. The standardised components may also be used independently of the repeatable room designs – for instance, in a refurbishment – to leverage extended warranties, fixed prices, cost reductions and excellent performance.

up to
20%
savings
sanitary ware



up to
30%
savings
paint



up to
37%
savings
hard & soft flooring



up to
40%
savings
fire/smoke dampers

